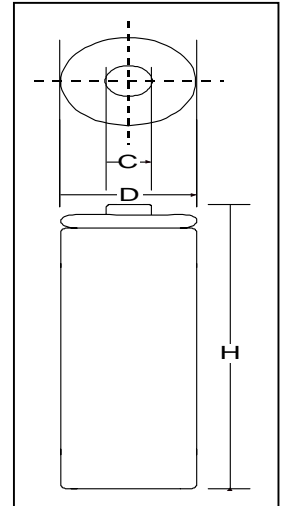


# Model: H-F10000

## ★ Specifications

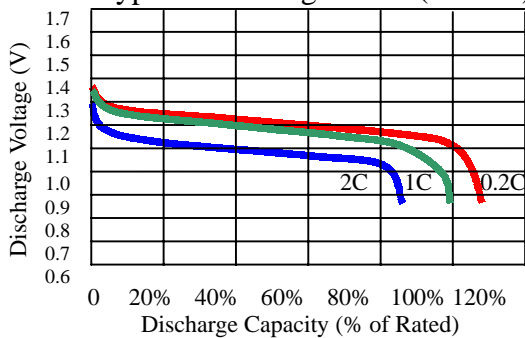
Nominal Voltage	1.2 V	Final Discharge Voltage	1.0 V
Dimension of Production (with tube)	D(Diameter)	33.0 <sup>+0.0</sup> <sub>-0.7</sub> mm	
	C(Top)	8.0± 0.2 mm	
	H(Height)	90.5 <sup>+0.0</sup> <sub>-1.0</sub> mm	
Capacity	Nominal	10000 mAh (minimum at 0.1C/0.2)	
	Typical	9000 mAh (minimum at 0.1C/1C)	
Charging	Standard	0.1C (1000 mA) for 14~16 hrs	
	High Rate	1C (10000 mA) for approx. 1.2 hrs	
Temperature Range for Operation (Humidity: Max 85%)	Standard Charge	0 ~ +45°C	
	Rapid Charge	+10 ~ +45°C	
	Discharge	-20 ~ +60°C	
	Storage	-20 ~ +55°C (less than 1 month) -20 ~ +35°C (less than 1 year)	
Internal Impedance at 1000Hz	Approx. 10 mΩ at after charge		
Weight	260 g	Service Life	≥ 500 cycles

## ★ Construction

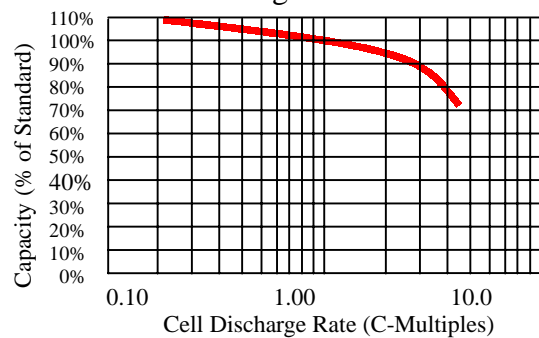


## ★ Typical Characteristics

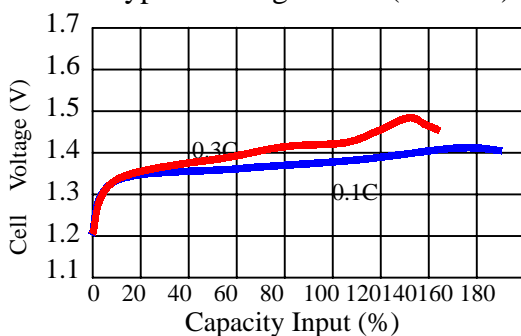
Typical Discharge Curve (@23°C)



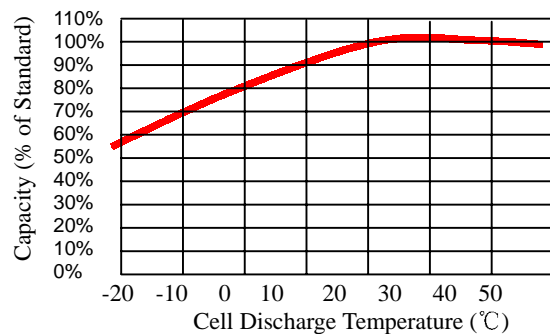
Typical Effect of Discharge Rate on Actual Capacity



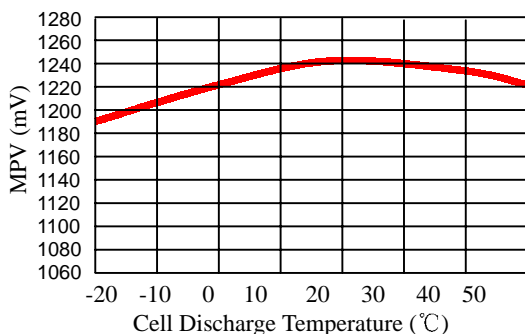
Typical Charge Curve (@ 23°C)



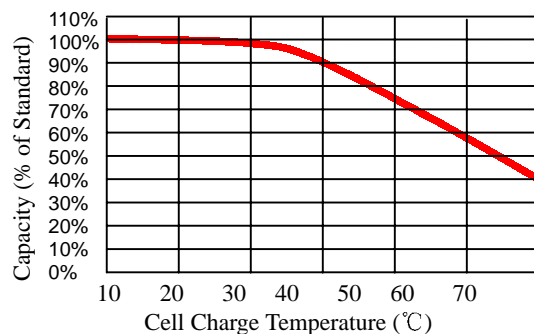
Typical Effect of Discharge Temperature on Actual Capacity



Typical Effect of Cell Discharge Temperature on Voltage-MPV



Typical Effect of Cell Charge Temperature on Actual Capacity



\*Weight , Service Life and Internal Impedance are for reference.